



TUF GAMING

Gaming Headset

TUF GAMING H7 CORE

Quick Start Guide



ASUS

Contents

English	3
繁體中文	4
简体中文	5
Français	6
Deutsch	7
Русский	8
Italiano	9
日本語	10
العربية	11
Български	12
Eesti	13
Suom	14
Ελληνικά	15
Lietuvių	16
Latviešu	17
Norsk	18
Hrvatski	19
Čeština	20
Nederlands	21
Magyar	22
Polski	23
Português	24
Română	25
Dansk	26
Slovenščina	27
Srpski	28
Svenska	29
Українська	30
ไทย	31
Bahasa Indonesia	32
한국어	33
Español de Mexico	34
Slovenský	35
Español	36
Türkçe	37
Tiếng Việt	38

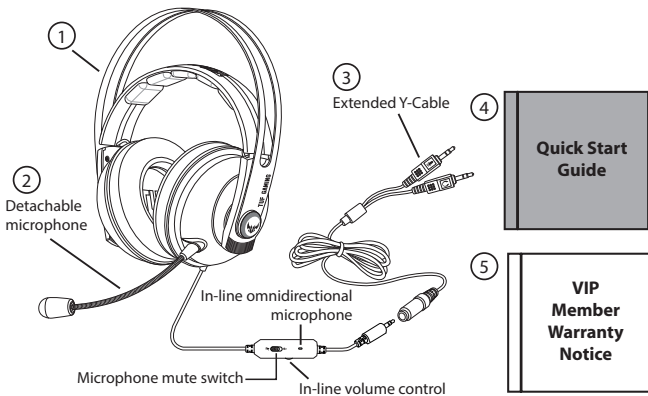
Gaming Headset

TUF GAMING H7 CORE

Package contents

- ① 1 x TUF Gaming H7 Core headset
- ② 1 x Detachable microphone
- ③ 1 x Extended Y-cable (Splitter cable)
- ④ 1 x Quick Start Guide
- ⑤ 1 x Warranty Notice

Product Overview



System requirements

- Windows® 10 / Windows® 8.1 / Windows® 7
- 3.5 mm port

Getting started

Connect the headset to your device using the 3.5 mm jack connector.

Or use the Y-cable to connect the headset to the microphone and headphone ports of your computer.

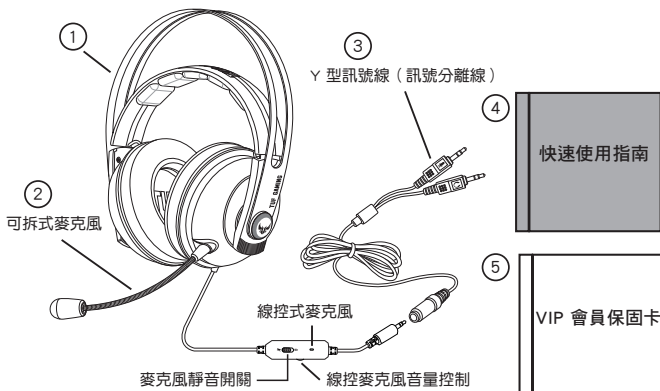
電競耳麥

TUF GAMING H7 CORE

包裝內容物

- ① 1 x TUF Gaming H7 Core 電競耳麥
- ② 1 x 可拆式麥克風
- ③ 1 x Y 型訊號線 (訊號分離線)
- ④ 1 x 快速使用指南
- ⑤ 1 x 保固卡

產品概述



系統需求

- Windows® 10 / Windows® 8.1 / Windows® 7 作業系統
- 3.5mm 插孔

開始設定

將耳麥連接至帶有 3.5mm 插孔的裝置

或先使用 Y 型訊號線連接耳麥，然後將訊號線插頭分別插入電腦的麥克風插孔與耳機插孔。

电竞耳麦

TUF GAMING H7 CORE

包装内容物

- ① 1 x TUF Gaming H7 Core 电竞耳麦
- ② 1 x 可拆式麦克风
- ③ 1 x Y 型信号线 (信号分离线)
- ④ 1 x 快速使用指南
- ⑤ 1 x 保修卡

产品概述



系统需求

- Windows® 10 / Windows® 8.1 / Windows® 7 操作系统
- 3.5mm 插孔

开始设置

将耳麦连接至带有 3.5mm 插孔的设备

或先使用 Y 型信号线连接耳麦，然后将信号线插头分别插入电脑的麦克风插孔与耳机插孔。

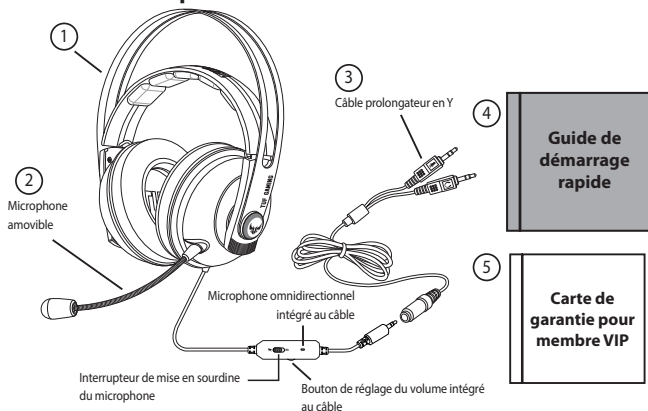
Casque Gaming

TUF GAMING H7 CORE

Contenu de la boîte

- ① 1 x Casque TUF Gaming H7 Core
- ② 1 x Microphone amovible
- ③ 1 x Câble prolongateur en Y (Câble répartiteur)
- ④ 1 x Guide de démarrage rapide
- ⑤ 1 x Carte de garantie

Présentation du produit



Configuration requise

- Windows® 10 / Windows® 8.1 / Windows® 7
- Port 3,5 mm

Mise en route

Connectez le casque à votre appareil à l'aide du connecteur jack 3,5 mm.

Vous pouvez aussi utiliser le câble en Y pour connecter le casque aux ports microphone et casque de votre ordinateur.

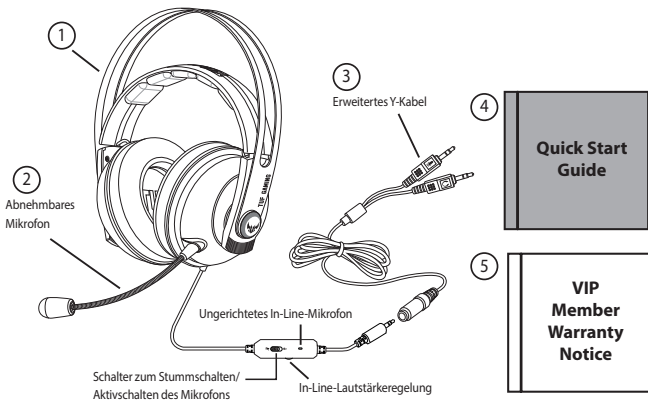
Gaming-Headset

TUF GAMING H7 CORE

Verpackungsinhalt

- ① 1 x TUF Gaming H7 Core Headset
- ② 1 x Abnehmbares Mikrofon
- ③ 1 x Erweitertes Y-Kabel (Splitterkabel)
- ④ 1 x Schnellstartanleitung
- ⑤ 1 x Garantiekarte

Produktübersicht



Systemvoraussetzungen

- Windows 10 / Windows 8.1 / Windows 7
- 3,5 mm-Klinensteckeranschluss

Erste Schritte

Schließen Sie den Kopfhörer mithilfe des 3,5 mm-Klinensteckers an Ihr Gerät an.

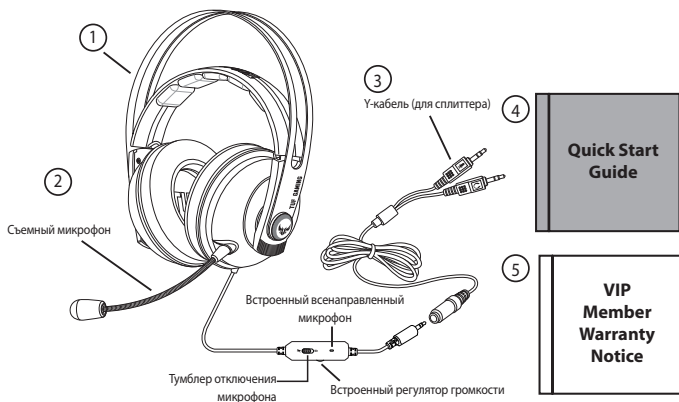
Oder nutzen Sie das Y-Kabel, um das Headset mit den Mikrofon- und Kopfhöreranschlüssen Ihres Computers zu verbinden.

Гарнитура TUF GAMING H7 Core

Комплект поставки

- ① Игровая гарнитура TUF Gaming H7
- ② Съёмный микрофон
- ③ Y-кабель (для сплиттера)
- ④ Краткое руководство
- ⑤ Гарантийный талон

Обзор продукта



Системные требования

- Windows 10 / Windows 8.1 / Windows 7
- Порт 3,5 мм

Начало работы

Подключите гарнитуру к устройству с помощью разъема 3,5 мм.

Или используйте Y-кабель для подключения гарнитуры к разъемам микрофона и наушников на компьютере.

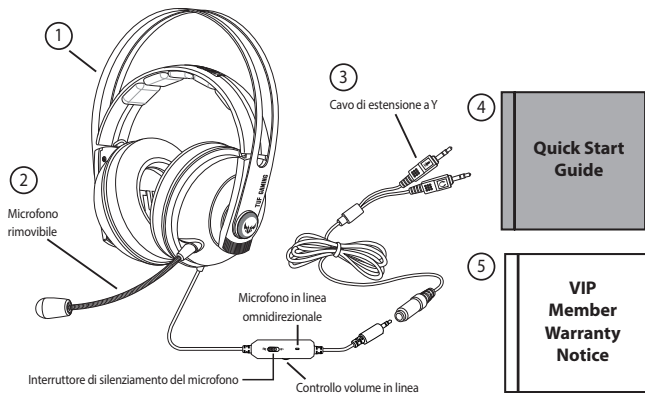
Cuffie gaming

TUF GAMING H7 Core

Contenuto della confezione

- ① 1 x Cuffie TUF Gaming H7 Core
- ② 1 x Microfono rimovibile
- ③ 1 x Cavo di estensione a Y (cavo splitter)
- ④ 1 x Guida rapida
- ⑤ 1 x Certificato di garanzia

Panoramica del prodotto



Requisiti di sistema

- Windows® 10 / Windows® 8.1 / Windows® 7
- Porta 3.5 mm

Per iniziare

Collegate le cuffie al vostro dispositivo usando il connettore jack da 3.5 mm.

In alternativa potete usare il cavo a Y per collegare le cuffie alle porte cuffie e microfono del vostro computer.

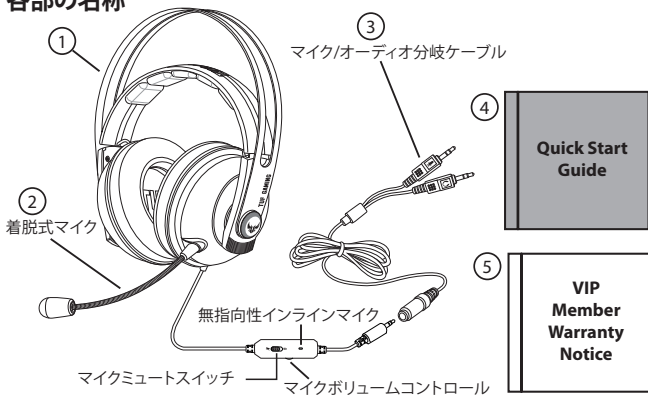
ゲーミング ヘッドセット

TUF GAMING H7 CORE

パッケージ内容

- ① TUF GAMING H7 CORE ヘッドセット×1
- ② 着脱式マイク×1
- ③ 3.5mm マイク/オーディオ分岐ケーブル×1
- ④ クイックスタートガイド×1
- ⑤ 製品保証書×1

各部の名称



システム要件

- Windows® 10 / Windows® 8.1 / Windows® 7
- 3.5mm オーディオジャック

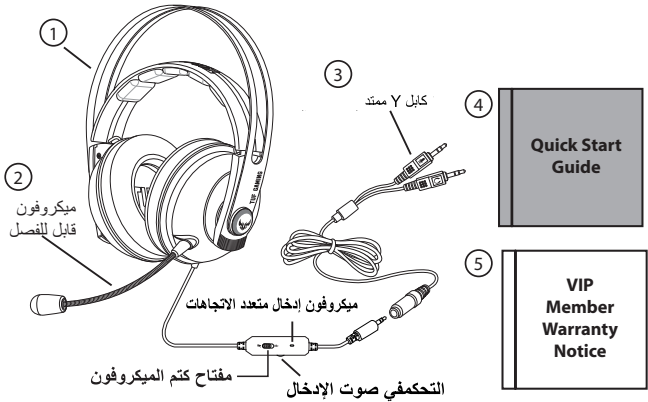
使用の手引き

1. 3.5mm オーディオジャックを、お使いのデバイスに接続します。
2. マイク端子とイヤホン端子を別々に搭載しているデバイスでご利用の場合は、付属の 3.5mm マイク/オーディオ分岐ケーブルをご使用ください。

سماعة الألعاب TUF GAMING H7 CORE

- ① عدد ١ سماعة TUF H7 Core للألعاب
- ② عدد ١ ميكروفون قابل للفصل
- ③ عدد ١ كابل Y ممتد (كابل تقسيم)
- ④ عدد ١ دليل تشغيل سريع
- ⑤ عدد ١ إشعار الضمان

نظرة عامة على المنتج



متطلبات النظام

Windows® 10 / Windows® 8.1 / Windows® 7 •

منفذ 3.5 مم •

البدء

وصل السماعة بجهازك باستخدام موصل قابس 3.5 مم. استخدم فقط كابل ثنائي الشعب (Y-cable) لتوصيل سماعة الرأس بمنافذ الميكروفون وسماعة الرأس في جهاز الكمبيوتر الخاص بك.

Геймърски Слушалки TUF GAMING H7 CORE

Съдържание на пакета

- ① 1 x TUF H7 Core геймърски слушалки
- ② 1 x Отстраняем микрофон
- ③ 1 x Удължителен Y кабел (сплитерен кабел)
- ④ 1 x Ръководство за бърз старт
- ⑤ 1 x Гаранционна карта

Общ преглед на продукта



Системни изисквания

- Windows® 10 / Windows® 8.1 / Windows® 7
- 3,5 mm порт

Първи стъпки

Свържете слушалките към Вашето устройство с помощта на 3,5 mm конектор. Или използвайте сплитер, за да свържете слушалките към порта за микрофон и порта за слушалки на Вашия компютър.

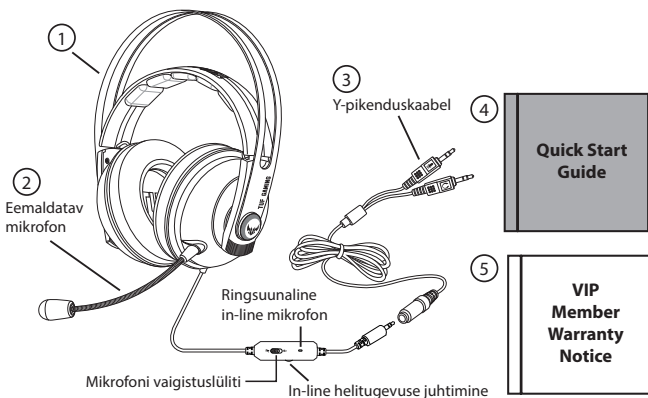
Mänguri kõrvaklapid

TUF GAMING H7 CORE

Pakendi sisu

- ① Mänguri peakomplekt TUF H7 Core, 1 tk
- ② Eemaldatav mikrofon, 1 tk
- ③ Y-pikenduskaabel (jaguri kaabel), 1 tk
- ④ Kasutusjuhend, 1 tk
- ⑤ Garantiiteavitus, 1 tk

Toote ülevaade



Nõuded süsteemile

- Windows® 10 / Windows® 8.1 / Windows® 7
- 3,5 mm port

Alustamine

Ühendage peakomplekt oma seadmele 3,5 mm pistikut kasutades.

Või kasutage Y-kaablit, et ühendada peakomplekt oma arvuti mikrofoni ja kõrvaklappide pesadesse.

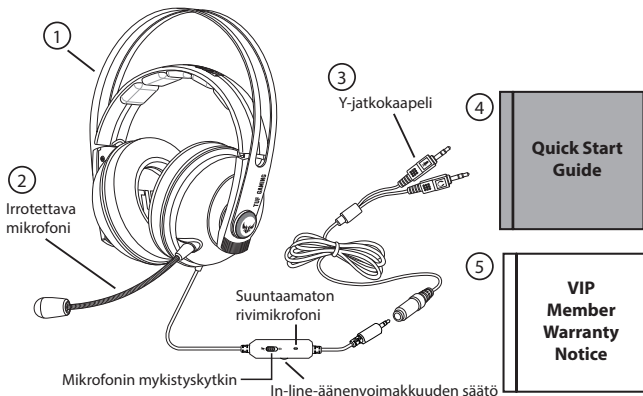
Pelikuulokkeet

TUF GAMING H7 CORE

Pakkauksen sisältö

- ① 1 x TUF Gaming H7 Core -kuulokkeet
- ② 1 x Irrotettava mikrofoni
- ③ 1 x Y-jatkokaapeli (jakokaapeli)
- ④ 1 x Pikaopas
- ⑤ 1 x Takuuilmoitus

Tuotteen yleiskatsaus



Järjestelmävaatimukset

- Windows® 10 / Windows® 8.1 / Windows® 7
- 3,5 mm:n portti

Näin pääset alkuun

Liitä kuulokkeet laitteeseesi 3,5 mm:n liittimellä.

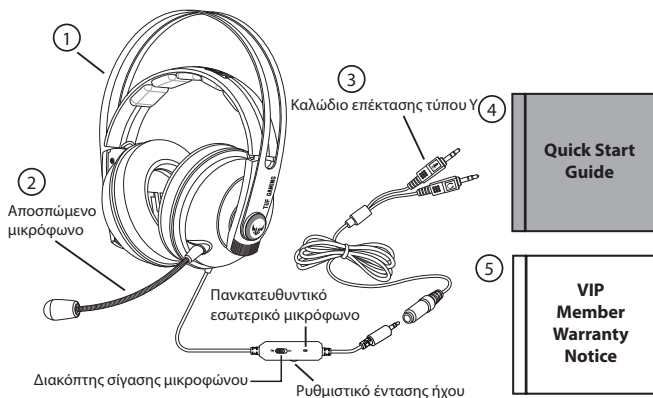
Tai käytä Y-kaapelia kuulokkeiden liittämiseen mikrofoniin ja tietokoneen kuuloke-portteihin.

ΣΕΤ ΑΚΟΥΣΤΙΚΩΝ ΠΑΙΧΝΙΔΙΟΥ TUF GAMING H7 CORE

Περιεχόμενο συσκευασίας

- ① 1 x Ακουστικά TUF Gaming H7 Core
- ② 1 x Αποσπώμενο μικρόφωνο
- ③ 1 x Καλώδιο επέκτασης τύπου Y (καλώδιο διαχωρισμού)
- ④ 1 x Εγχειρίδιο γρήγορης εκκίνησης
- ⑤ 1 x Ειδοποίηση εγγύησης

Επισκόπηση προϊόντος



Απαιτήσεις συστήματος

- Windows® 10 / Windows® 8.1 / Windows® 7
- Θύρα 3,5 mm

Ξεκινώντας

Συνδέστε τα ακουστικά στη συσκευή χρησιμοποιώντας την υποδοχή 3,5 mm.

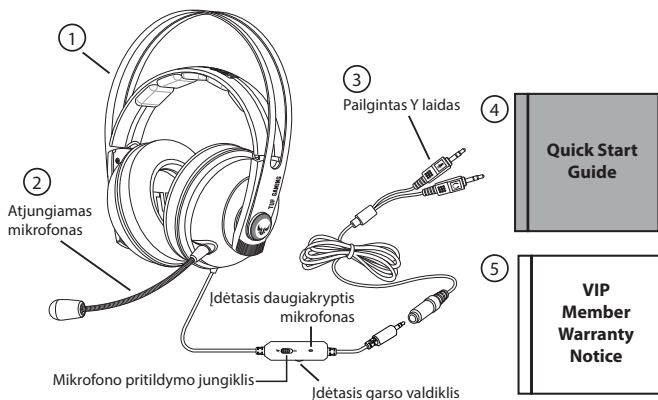
Εναλλακτικά, χρησιμοποιήστε το καλώδιο τύπου Y για να συνδέσετε τα ακουστικά με τις θύρες μικροφώνου και ακουστικών του υπολογιστή σας.

žaidimų ausinės TUF GAMING H7 CORE

Pakuotės turinys

- ① 1 x TUF žaidimų ausinės H7 Core
- ② 1 x Atjungiamas mikrofonas
- ③ 1 x Pailgintas Y laidas (skiriantysis)
- ④ 1 x Trumpasis darbo pradžios žinynas
- ⑤ 1 x Pranešimas dėl garantijos

Gaminio apžvalga



Reikalavimai sistemai

- Windows® 10 / Windows® 8.1 / Windows® 7
- 3,5 mm lizdas

Pradžia

Prijunkite ausines prie įrenginio naudodami 3,5 mm jungtį.

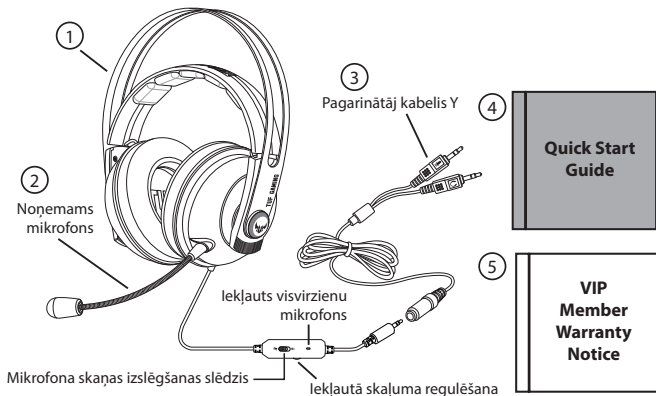
Arba naudokite „Y“ kabelį ausinėms prie kompiuterio mikrofono ir ausinių prievadų prijungti.

Spēļu Austiņas TUF GAMING H7 CORE

Komplekta saturs

- ① 1 x TUF spēļu H7 Core ausiņas
- ② 1 x Noņemams mikrofons
- ③ 1 x Pagarinātāj kabelis Y (sadalītāj kabelis)
- ④ 1 x Norādījumi ātrai darba uzsākšanai
- ⑤ 1 x Garantijas paziņojums

Ierīces pārskats



Sistēmas prasības

- Windows® 10 / Windows® 8.1 / Windows® 7
- 3,5 mm ports

Darba sākšana

Pievienojiet ausiņas savai ierīcei, izmantojot 3,5 mm ligzdas savienotāju.

Vai izmantojiet Y kabeli, lai savienotu ausiņas ar datora mikrofonu un ausiņu portiem.

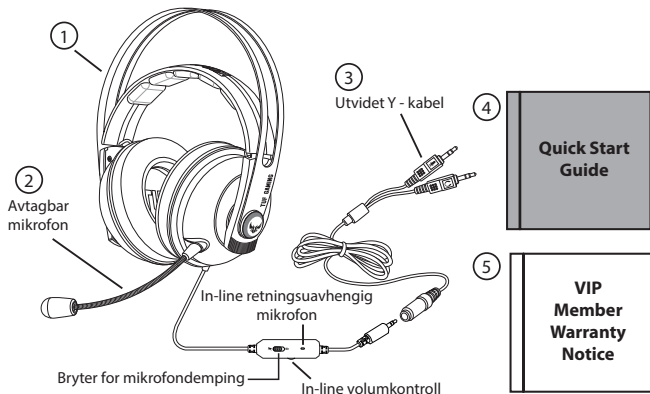
Gaming Headset

TUF GAMING H7 CORE

Pakkens innhold

- ① 1 stk. TUF Gaming H7 Core-headset
- ② 1 stk. Avtagbar mikrofon
- ③ 1 stk. Utvidet Y - kabel (splittkabel)
- ④ 1 stk. Hurtigstartveiledning
- ⑤ 1 stk. Garantivarsel

Produktoversikt



Systemkrav

- Windows® 10 / Windows® 8.1 / Windows® 7
- 3,5 mm-port

Komme i gang

Koble headset til enheten ved hjelp av 3,5 mm jack-kontakten.

Eller bruk Y-kabelen for å koble hodesettet til mikrofonen og hodetelefonportene på datamaskinen.

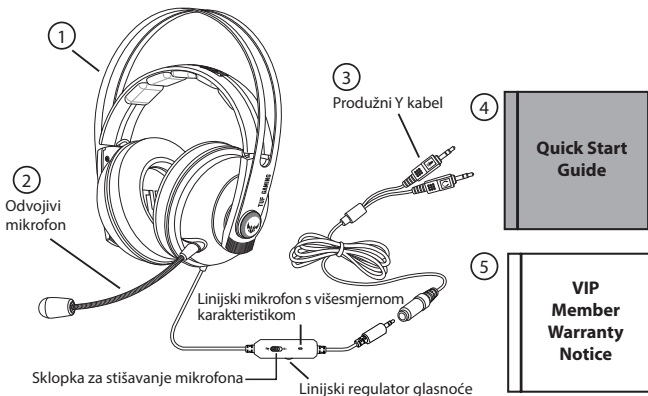
Slušalice za igre

TUF GAMING H7 CORE

Sadržaj pakiranja

- ① 1 x TUF H7 Core slušalice za igre
- ② 1 x Odvojni mikrofon
- ③ 1 x Produžni Y kabel (kabel s razdjelnikom)
- ④ 1 x Vodič za brzi početak rada
- ⑤ 1 x Obavijest o jamstvu

Pregled proizvoda



Preduvjeti sustava

- Windows® 10 / Windows® 8.1 / Windows® 7
- 3.5 mm priključak

Početak rada

Spojite slušalice na uređaj s pomoću utičnice za 3.5 mm.

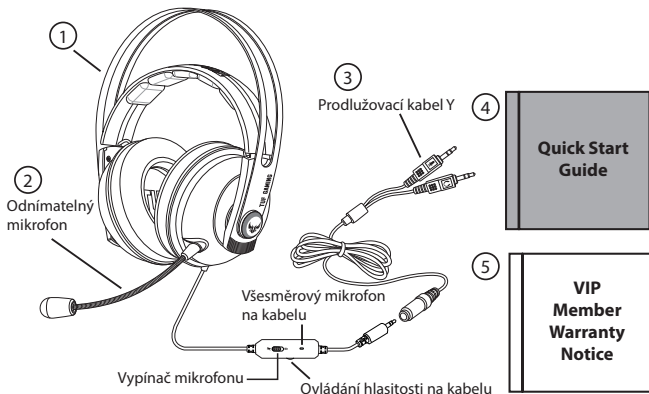
Ili koristite Y-kabel za spajanje slušalica na priključke za mikrofon i slušalice na računalu.

Herní Sluchátka TUF GAMING H7 CORE

Obsah balení

- ① 1 x TUF herní H7 Core sluchátka
- ② 1 x Odnímatelný mikrofon
- ③ 1 x Prodlužovací kabel Y (rozdělovací kabel)
- ④ 1 x Stručná příručka
- ⑤ 1 x Záruka

Přehled o produktu



Systémové požadavky

- Windows® 10 / Windows® 8.1 / Windows® 7
- Port 3,5 mm

Začínáme

Připojte sluchátka ke svému zařízení s použitím konektoru 3,5 mm.

Nebo použijte rozbočovací kabel a připojte sluchátka k portům pro připojení mikrofonu a sluchátek na počítači.

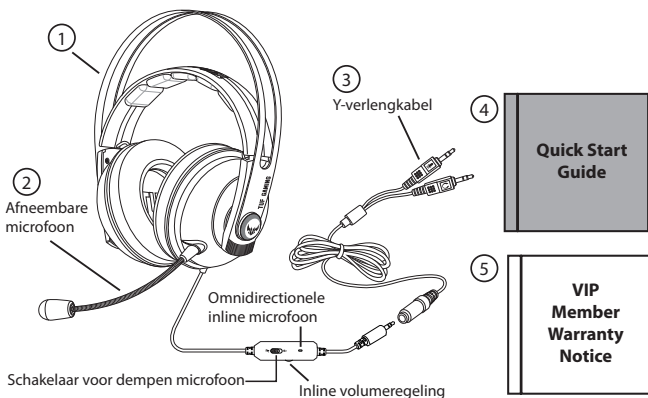
Gaming Headset

TUF GAMING H7 CORE

Inhoud verpakking

- ① 1 x TUF Gaming H7 Core-headset
- ② 1 x Afneembare microfoon
- ③ 1 x Y-verlengkabel (splitterkabel)
- ④ 1 x Beknopte handleiding
- ⑤ 1 x Garantieverklaring

Productoverzicht



Systeemvereisten

- Windows® 10 / Windows® 8.1 / Windows® 7
- 3,5 mm poort

Aan de slag

Sluit de headset aan op uw apparaat met de 3,5 mm aansluiting.

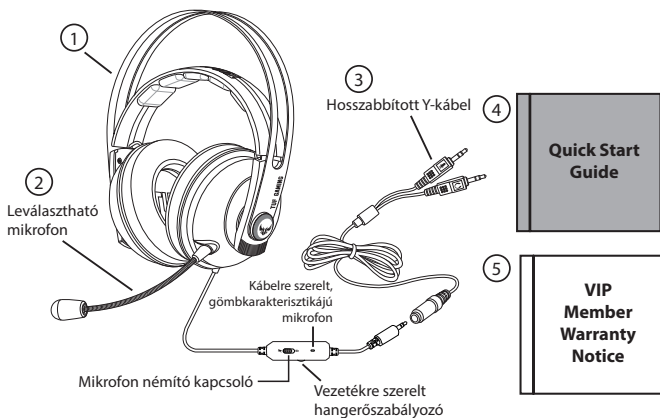
Of gebruik de Y-kabel om de headset aan te sluiten op de microfoon en de hoofdtelefoonaansluitingen van uw computer.

Játékosoknak Szánt Headset TUF GAMING H7 CORE

A csomag tartalma

- ① 1 x Játékokhoz megtervezett H7 Core headset
- ② 1 x Leválasztható mikrofon
- ③ 1 x Hosszabbított Y-kábel (elosztókábel)
- ④ 1 x Gyors üzembe helyezési útmutató
- ⑤ 1 x Garanciával kapcsolatos megjegyzés

A termék áttekintése



Rendszerkövetelmények

- Windows® 10 / Windows® 8.1 / Windows® 7
- 3,5 mm-es csatlakozóport

Első lépések

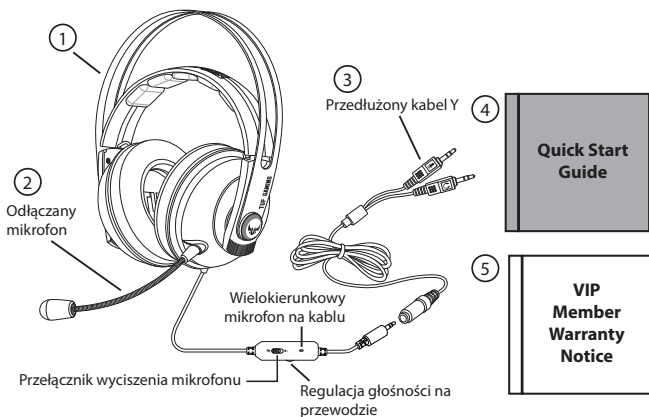
Csatlakoztassa a headsetet az eszközhöz a 3,5 mm-es csatlakozóaljzat segítségével. Vagy csatlakoztassa a headsetet a mikrofonhoz és a számítógépe fejhallgatóport-jához az Y-kábel segítségével.

Zestaw słuchawkowy Gaming TUF GAMING H7 CORE

Zawartość opakowania

- ① 1 x Zestaw słuchawkowy TUF Gaming H7 Core
- ② 1 x Odłączany mikrofon
- ③ 1 x Przedłużony kabel Y (kabel rozdzielacza)
- ④ 1 x Instrukcja szybkiego uruchomienia
- ⑤ 1 x Informacje o gwarancji

Omówienie elementów urządzenia



Wymagania systemowe

- Windows® 10 / Windows® 8.1 / Windows® 7
- Gniazdo 3,5 mm

Rozpoczęcie

Połącz zestaw słuchawkowy do urządzenia za pomocą złącza jack 3,5 mm.

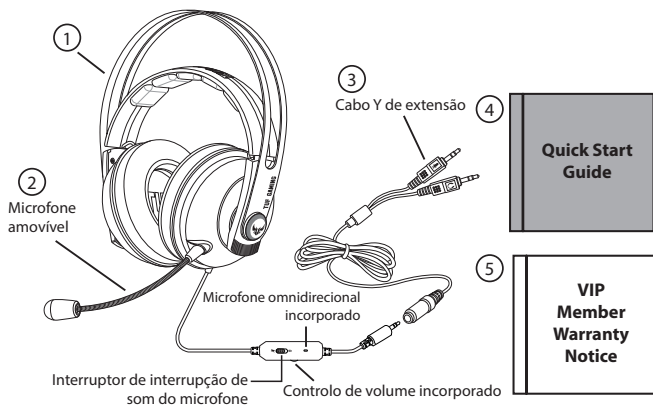
Zestaw słuchawkowy można także podłączyć do złącza mikrofonu i słuchawek w komputerze przy użyciu kabla typu Y.

Auscultadores para Jogos TUF GAMING H7 CORE

Conteúdo da embalagem

- ① 1 x Auscultadores para jogos H7 Core TUF
- ② 1 x Microfone amovível
- ③ 1 x Cabo Y de extensão (cabo repartidor)
- ④ 1 x Guia de consulta rápida
- ⑤ 1 x Aviso sobre a garantia

Apresentação do produto



Requisitos de sistema

- Windows® 10 / Windows® 8.1 / Windows® 7
- Porta 3,5 mm

Começar a utilizar

Ligue os auscultadores ao seu dispositivo utilizando a ficha de 3,5 mm.

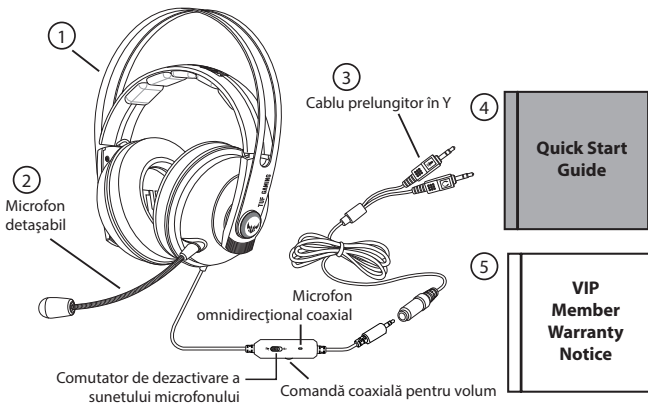
Ou utilize o cabo Y para ligar os auscultadores às portas de microfone e de auscultadores do seu computador.

Căști pentru jocuri TUF GAMING H7 CORE

Conținutul pachetului

- ① 1 x Căști H7 Core pentru jocuri TUF
- ② 1 x Microfon detașabil
- ③ 1 x Cablu prelungitor în Y (cablu divizor)
- ④ 1 x Ghid de pornire rapidă
- ⑤ 1 x Notă legată de garanție

Prezentare generală produs



Cerințe de sistem

- Windows® 10 / Windows® 8.1 / Windows® 7
- Port 3,5 mm

Noțiuni introductive

Conectați casca la dispozitiv cu ajutorul conectorului cu mufă jack de 3,5 mm.

Ca alternativă, folosiți cablul în Y pentru a conecta setul de căști la porturile pentru microfon și pentru căști ale computerului.

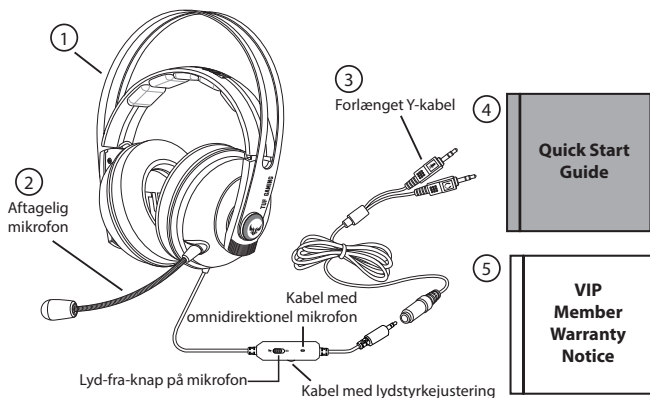
Gamingheadset

TUF GAMING H7 CORE

Pakkens indhold

- ① 1 x TUF H7 Core gamingheadset
- ② 1 x Aftagelig mikrofon
- ③ 1 x Forlænget Y-kabel (delekabel)
- ④ 1 x Startvejledning
- ⑤ 1 x Garantibemærkning

Produktoversigt



Systemkrav

- Windows® 10 / Windows® 8.1 / Windows® 7
- 3.5 mm stik

Kom godt i gang

Forbind dit headset til din enhed via 3,5 mm lydstikket.

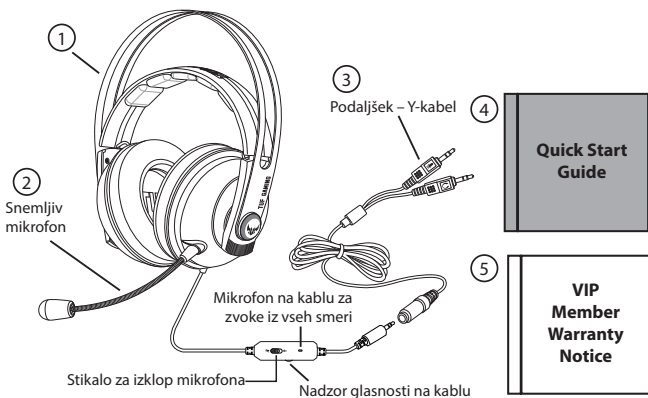
Eller brug Y-kablet til at forbinde headsettet til mikrofonen- og hovedtelefonstikene på din computer.

Igralne slušalke TUF GAMING H7 CORE

Paket vsebuje

- ① 1 x Igralne slušalke TUF H7 Core
- ② 1 x Snemljiv mikrofon
- ③ 1 x Podaljšek – Y-kabel (razdelilni kabel)
- ④ 1 x Navodila za hiter začetek
- ⑤ 1 x Obvestilo o garanciji

Opis lastnosti slušalk



Sistemske zahteve

- Windows® 10 / Windows® 8.1 / Windows® 7
- 3,5-milimetrski priključek

Začetek

Priključite slušalke na napravo s 3,5-milimetrskim vtičem.

Ali pa uporabite Y-kabel, da priključite slušalke na mikrofon in priključek za slušalke na računalniku.

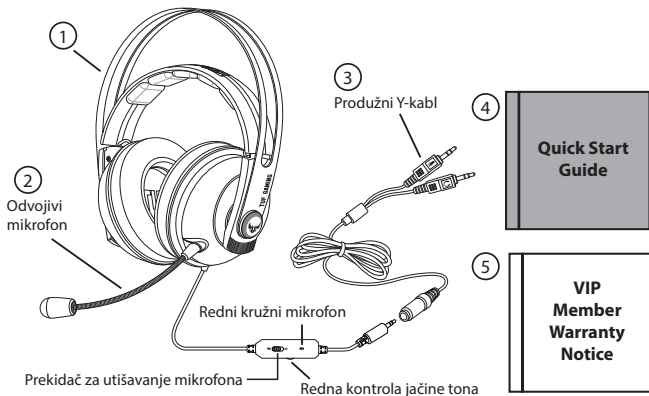
Slušalice sa mikrofonom za igrice

TUF GAMING H7 CORE

Sadržaj paketa

- ① 1 x TUF H7 Core slušalice sa mikrofonom za igrice
- ② 1 x Odvojivi mikrofoni
- ③ 1 x Produžni Y-kabl (razdelni kabl)
- ④ 1 x Vodič za brzo korišćenje
- ⑤ 1 x Obaveštenje o garanciji

Opcije uređaja



Sistemske zahteve

- Windows® 10 / Windows® 8.1 / Windows® 7
- 3,5mm ulaz

Početak

Povežite slušalice sa mikrofonom za svoj uređaj koristeći priključak od 3,5mm.

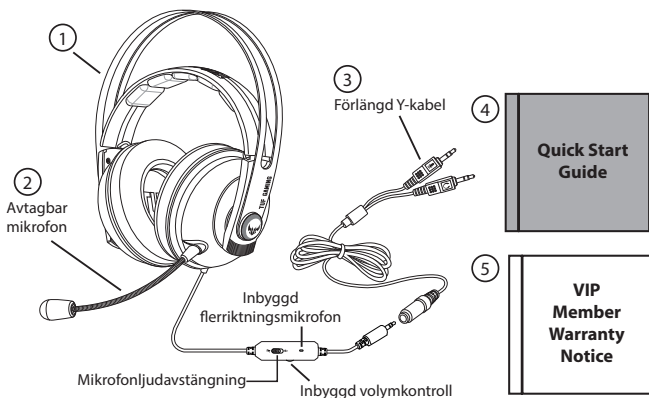
Ili upotrebite Y-kabl da povežete slušalice sa mikrofonom i portove slušalica za vaš kompjuter.

Spelheadset TUF GAMING H7 CORE

Paketets innehåll

- ① 1 x TUF spelheadset H7 Core
- ② 1 x Avtagbar mikrofon
- ③ 1 x Förlängd Y-kabel (förgreningskabel)
- ④ 1 x Snabbstartsguide
- ⑤ 1 x Garantimeddelande

Produktöversikt



Systemkrav

- Windows® 10 / Windows® 8.1 / Windows® 7
- 3,5 mm port

Komma igång

Anslut headsetet till din enhet med den 3,5 mm telepluggen.

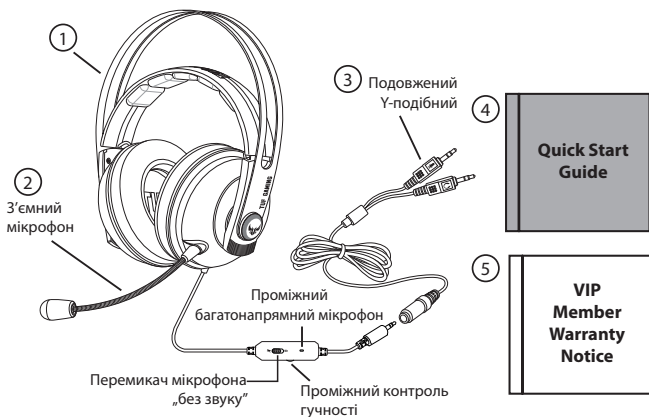
Eller använd Y-kabeln för att ansluta headsetet till datorns mikrofon- och hörlursportar.

Ігрова гарнітура TUF GAMING H7 CORE

Вміст комплекту

- ① 1 x Ігрова гарнітура TUF H7 Core
- ② 1 x З'ємний мікрофон
- ③ 1 x Подовжений Y-подібний кабель-роздільник
- ④ 1 x Стиглий посібник з експлуатації
- ⑤ 1 x Примітка щодо гарантії

Огляд виробу



Системні вимоги

- Windows® 10 / Windows® 8.1 / Windows® 7
- Порт 3,5 мм

Початок експлуатації

Підключіть гарнітуру до пристрою сполучувачем для гнізда 3,5 мм.

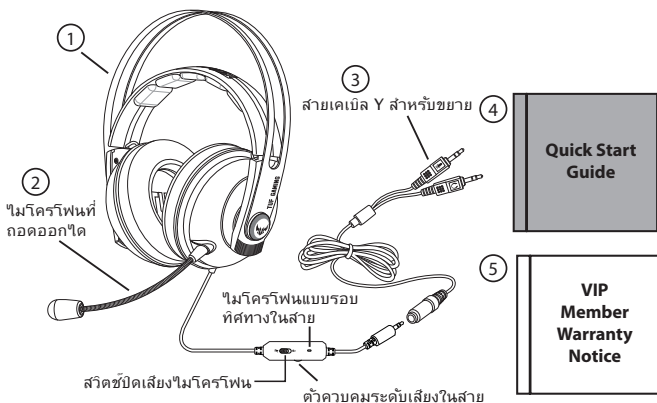
Або підключіть гарнітуру Y-кабелем до портів мікрофона і навушників на комп'ютері.

ชุดหูฟัง สำหรับการเล่นเกม TUF GAMING H7 CORE

สิ่งต่างๆ ในกล่องบรรจุ

- ① 1 x ชุดหูฟัง H7 Core สำหรับการเล่นเกม TUF
- ② 1 x ไมโครโฟนที่ถอดออกได้
- ③ 1 x สายเคเบิล Y สำหรับขยาย (สายเคเบิลแยก)
- ④ 1 x คู่มือเริ่มต้นฉบับย่อ
- ⑤ 1 x ประกาศเกี่ยวกับการรับประกัน

ภาพรวมของผลิตภัณฑ์



ความต้องการของระบบ

- Windows® 10 / Windows® 8.1 / Windows® 7
- พอร์ต 3.5 มม.

เริ่มต้นใช้งาน

เชื่อมต่อชุดหูฟังกับอุปกรณ์ของคุณโดยใช้ขั้วต่อแจ็ค 3.5 มม.

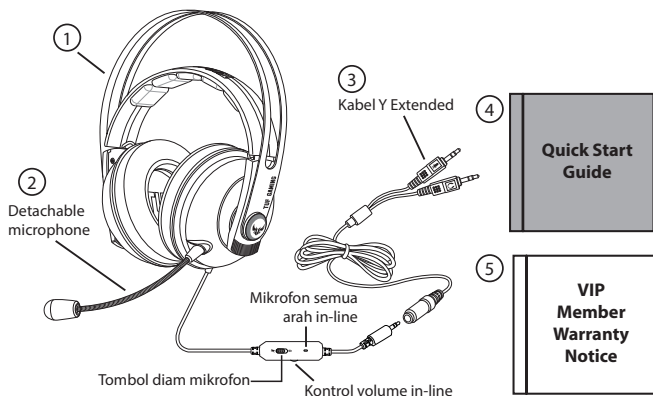
หรือใช้สายเคเบิล Y เพื่อเชื่อมต่อชุดหูฟังเข้ากับพอร์ตไมโครโฟนและหูฟังของคอมพิวเตอร์

Gaming Headset TUF GAMING H7 CORE

Isi kemasan

- ① 1 x TUF Gaming H7 Core headset
- ② 1 x Detachable microphone
- ③ 1 x Kabel Y Extended (kabel splitter)
- ④ 1 x Panduan Singkat
- ⑤ 1 x Kartu garansi

Sekilas tentang Produk



Persyaratan sistem

- Windows® 10 / Windows® 8.1 / Windows® 7
- port 3,5 mm

Persiapan

Sambungkan headset ke perangkat menggunakan konektor soket 3,5 mm.

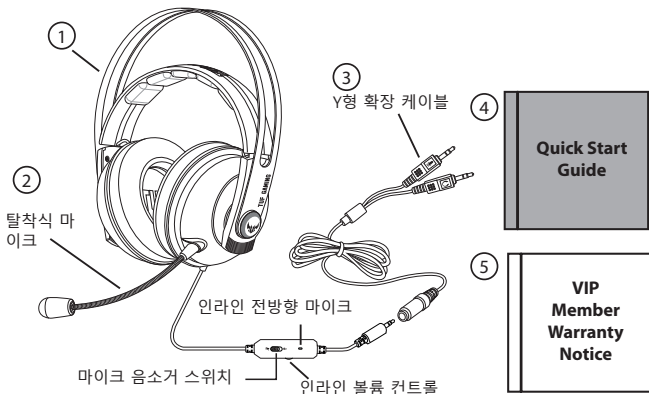
Atau gunakan kabel Y untuk menyambungkan headset ke port mikrofon dan headphone pada komputer.

게이밍 헤드셋 TUF GAMING H7 CORE

포장 내용물

- ① TUF 게이밍 H7 Core 헤드셋 1개
- ② 탈착식 마이크 1개
- ③ Y형 확장 케이블(분배 케이블) 1개
- ④ 빠른 시작 설명서 1권
- ⑤ 보증 공지 1개

제품 개요



시스템 요구 사항

- Windows® 10 / Windows® 8.1 / Windows® 7
- 3.5 mm 포트

시작하기

3.5 mm 잭 커넥터를 사용하여 헤드셋을 사용자의 장치에 연결합니다.

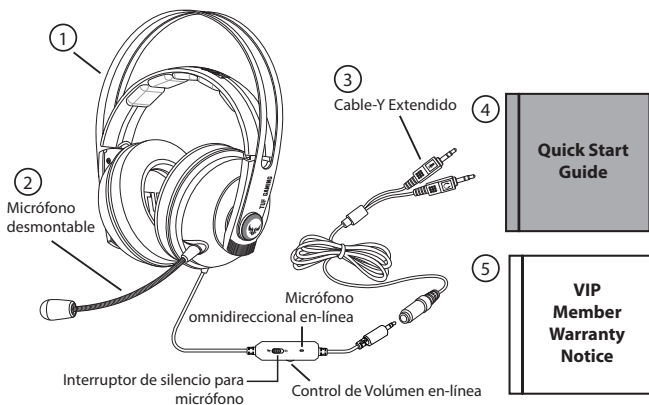
또는 Y자형 케이블을 사용하여 헤드셋을 컴퓨터의 마이크 및 헤드폰 포트에 연결하십시오.

Auricular para Juegos TUF GAMING H7 CORE

Contenido del empaque

- ① 1 x Auricular para Juegos TUF H7 Core
- ② 1 x Micrófono desmontable
- ③ 1 x Cable-Y Extendido (Separador de Cable)
- ④ 1 x Guía de inicio rápido
- ⑤ 1 x Notificación de Garantía

Resumen del Producto



Requisitos del sistema

- Windows® 10 / Windows® 8.1 / Windows® 7
- Puerto de 3,5mm

Configuración

Conecte el auricular a su dispositivo usando un conector de 3,5 mm.

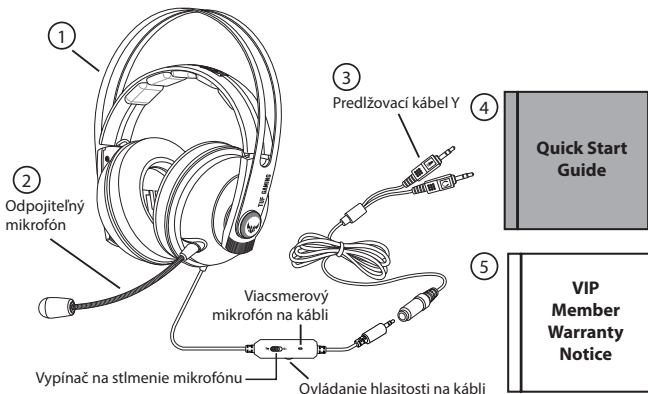
O use el cable-Y para conectar el auricular a los puertos de audífonos y micrófono de su computadora.

Herná náhlavná súprava TUF GAMING H7 CORE

Obsah balenia

- ① Herná náhlavná súprava TUF H7 Core, 1 ks
- ② Odpojiteľný mikrofón, 1 ks
- ③ Predlžovací kábel Y (rozdeľovací kábel), 1 ks
- ④ Príručka so stručným návodom, 1 ks
- ⑤ Upozornenie o záruke, 1 ks

Prehľad výrobku



Požiadavky na systém

- Windows® 10 / Windows® 8.1 / Windows® 7
- 3,5 mm port

Začíname

Pomocou 3,5 mm konektora pripojte náhlavnú súpravu k zariadeniu.

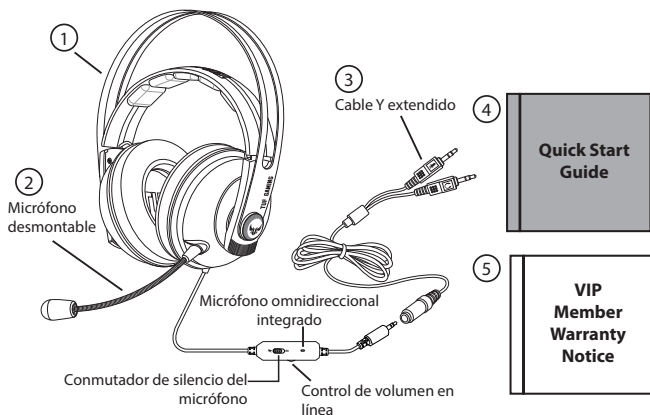
Pomocou kábla v tvare Y pripojte slúchadlá s mikrofónom k portom na pripojenie mikrofónu a slúchadiel na počítači.

Auriculares para juegos TUF GAMING H7 CORE

Contenido del paquete

- ① 1 x Auriculares H7 Core para juegos TUF
- ② 1 x Micrófono desmontable
- ③ 1 x Cable Y extendido (cable divisor)
- ④ 1 x Guía de inicio rápido
- ⑤ 1 x Aviso de garantía

Información general del producto



Requisitos del sistema

- Windows® 10 / Windows® 8.1 / Windows® 7
- Puerto de 3,5 mm

Procedimientos iniciales

Enchufe los auriculares al dispositivo mediante un conector de 3,5 mm.

O utilice el cable en Y para conectar los auriculares al micrófono y a los puertos de auriculares de su PC.

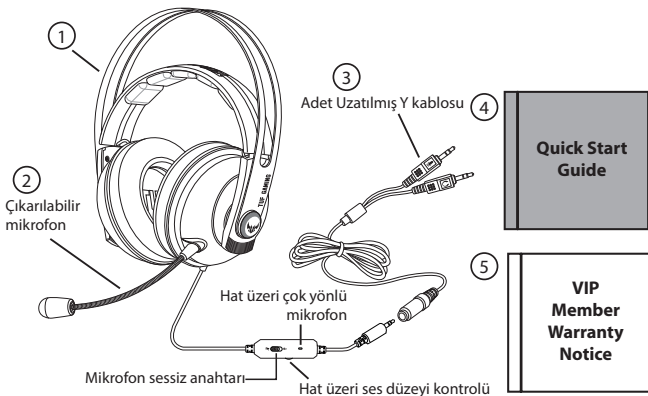
Mikrofonlu Oyun Kulaklığı

TUF GAMING H7 CORE

Paket içeriği

- ① 1 TUF Oyun H7 Core mikrofonlu kulaklık
- ② 1 Çıkarılabilir mikrofon
- ③ 1 Adet Uzatılmış Y kablosu (dağıtıcı kablo)
- ④ 1 Tane hızlı başlangıç kılavuzu
- ⑤ 1 Garanti Bildirimi

Ürün genel bakış



Sistem gereksinimleri

- Windows® 10 / Windows® 8.1 / Windows® 7
- 3,5 mm bağlantı noktası

Başlarken

Mikrofonlu kulaklığı 3,5 mm giriş bağlayıcısı kullanarak aygıtınıza bağlayın.

Veya kulaklığı, bilgisayarınızın mikrofonuna ve kulaklık bağlantı noktalarına bağlamak için Y-kablosunu kullanın.

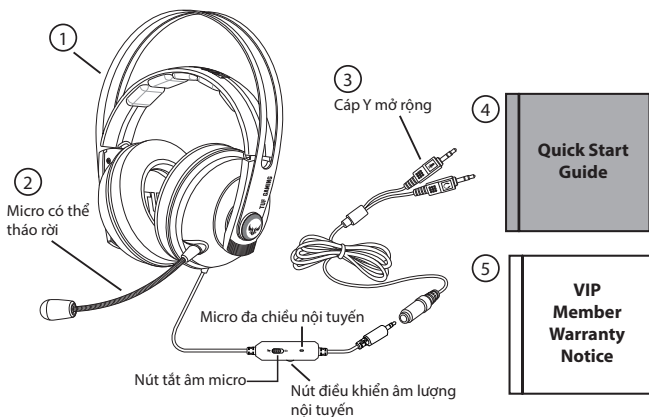
Tai nghe chơi game

TUF GAMING H7 CORE

Các phụ kiện kèm theo hộp

- ① 1 Tai nghe chơi game H7 Core TUF
- ② 1 Micro có thể tháo rời
- ③ 1 Cáp Y mở rộng (cáp chia tách)
- ④ 1 Tờ hướng dẫn khởi động nhanh
- ⑤ 1 Thông báo bảo hành

Một số lưu ý khác



Yêu cầu hệ thống

- Windows® 10 / Windows® 8.1 / Windows® 7
- Cổng USB hoặc 3,5 mm

Bắt đầu sử dụng

Kết nối tai nghe với thiết bị bằng đầu nối giắc cắm 3,5 mm.

Hoặc sử dụng cáp Y để kết nối tai nghe với micro và các cổng tai nghe trên máy tính của bạn.

Notices

Federal Communications Commission Statement

This device has been tested and found to comply with the limits for a Class B device, pursuant to Part 15 of the FCC Rules. These limits are designed to provide reasonable protection against harmful interference in a residential installation. This equipment generates, uses and can radiate radio frequency energy and, if not installed and used in accordance with manufacturer's instructions, may cause harmful interference to radio communications. However, there is no guarantee that interference will not occur in a particular installation. If this equipment does cause harmful interference to radio or television reception, which can be determined by turning the equipment off and on, the user is encouraged to try to correct the interference by one or more of the following measures:

- Reorient or relocate the receiving antenna.
- Increase the separation between the equipment and receiver.
- Connect the equipment to an outlet on a circuit different from that to which the receiver is connected.
- Consult the dealer or an experienced radio/TV technician for help.

CAUTION! Any changes or modifications not expressly approved by the grantee of this device could void the user's authority to operate the equipment.

Canada, Industry Canada (IC) Notices

This Class B digital apparatus complies with Canadian ICES-003 and RSS-210.

Operation is subject to the following two conditions: (1) this device may not cause interference, and (2) this device must accept any interference, including interference that may cause undesired operation of the device.

Canada, avis d'Industrie Canada (IC)

Cet appareil numérique de la classe B est conforme aux normes ICES-003 et RSS-210 du Canada.

Son utilisation est sujette aux deux conditions suivantes : (1) cet appareil ne doit pas créer d'interférences et (2) cet appareil doit tolérer tout type d'interférences, y compris celles susceptibles de provoquer un fonctionnement non souhaité de l'appareil.



电子电气产品有害物质限制使用标识要求：图中之数字为产品之环保使用期限。仅指电子电气产品中含有的有害物质不致发生外泄或突变从而对环境造成污染或对人身、财产造成严重损害的期限。

部件名称	有害物质					
	铅 (Pb)	汞 (Hg)	镉 (Cd)	六价铬 (Cr(VI))	多溴联苯 (PBB)	多溴二苯醚 (PBDE)
印刷电路板及其电子组件	×	○	○	○	○	○
外壳	○	○	○	○	○	○
外部信号连接头及线材	○	○	○	○	○	○
其它	×	○	○	○	○	○

本表格依据 SJ/T 11364 的规定编制。
 ○：表示该有害物质在该部件所有均质材料中的含量均在 GB/T 26572 规定的限量要求以下。
 ×：表示该有害物质至少在该部件的某一均质材料中的含量超出 GB/T 26572 规定的限量要求，然该部件仍符合欧盟指令 2011/65/EU 的规范。
 备注：此产品所标示之环保使用期限，系指在一般正常使用状况下。

「產品之限用物質含有情況」之相關資訊，請參考下表：

單元	限用物質及其化學符號					
	鉛 (Pb)	汞 (Hg)	鎘 (Cd)	六價鉻 (Cr ⁺⁶)	多溴聯苯 (PBB)	多溴二苯醚 (PBDE)
印刷電路板及電子組件	—	○	○	○	○	○
外殼	○	○	○	○	○	○
其他及其配件	—	○	○	○	○	○

備考 1. "○" 係指該項限用物質之百分比含量未超出百分比含量基準值。
 備考 2. "—" 係指該項限用物質為排除項目。

Limitation of Liability

Circumstances may arise where because of a default on ASUS' part or other liability, you are entitled to recover damages from ASUS. In each such instance, regardless of the basis on which you are entitled to claim damages from ASUS, ASUS is liable for no more than damages for bodily injury (including death) and damage to real property and tangible personal property; or any other actual and direct damages resulted from omission or failure of performing legal duties under this Warranty Statement, up to the listed contract price of each product.

ASUS will only be responsible for or indemnify you for loss, damages or claims based in contract, tort or infringement under this Warranty Statement.

This limit also applies to ASUS' suppliers and its reseller. It is the maximum for which ASUS, its suppliers, and your reseller are collectively responsible.

UNDER NO CIRCUMSTANCES IS ASUS LIABLE FOR ANY OF THE FOLLOWING: (1) THIRD-PARTY CLAIMS AGAINST YOU FOR DAMAGES; (2) LOSS OF, OR DAMAGE TO, YOUR RECORDS OR DATA; OR (3) SPECIAL, INCIDENTAL, OR INDIRECT DAMAGES OR FOR ANY ECONOMIC CONSEQUENTIAL DAMAGES (INCLUDING LOST PROFITS OR SAVINGS), EVEN IF ASUS, ITS SUPPLIERS OR YOUR RESELLER IS INFORMED OF THEIR POSSIBILITY.

REACH

Complying with the REACH (Registration, Evaluation, Authorisation, and Restriction of Chemicals) regulatory framework, we published the chemical substances in our products at ASUS REACH website at <http://csr.asus.com/english/REACH.htm>



DO NOT throw this product in municipal waste. This product has been designed to enable proper reuse of parts and recycling. The symbol of the crossed out wheeled bin indicates that the product (electrical, electronic equipment and mercury-containing button cell battery) should not be placed in municipal waste. Check local regulations for disposal of electronic products.



DO NOT throw this product in fire. DO NOT short circuit the contacts. DO NOT disassemble this product.

ASUS Recycling/Takeback Services

ASUS recycling and takeback programs come from our commitment to the highest standards for protecting our environment. We believe in providing solutions for you to be able to responsibly recycle our products, batteries, other components, as well as the packaging materials. Please go to <http://csr.asus.com/english/Takeback.htm> for the detailed recycling information in different regions.

VCCI: Japan Compliance Statement

VCCI Class B Statement

警告 VCCI 準拠クラス B 機器（日本）

この装置は、情報処理装置等電波障害自主規制協議会（VCCI）の基準に基づくクラスB情報技術装置です。この装置は、家庭環境で使用することを目的としていますが、この装置がラジオやテレビジョン受信機に近接して使用されると、受信障害を引き起こすことがあります。

取扱説明書に従って正しい取り扱いをして下さい。

NCC 警語

無線設備的警告聲明

經型式認證合格之低功率射頻電機，非經許可，公司、商號或使用者均不得擅自變更頻率、加大功率或變更原設計之特性及功能。低功率射頻電機之使用不得影響飛航安全及干擾合法通信；經發現有干擾現象時，應立即停用，並改善至無干擾時方得繼續使用。前項合法通信，指依電信法規定作業之無線電通信。低功率射頻電機須忍受合法通信或工業、科學及醫療用電波輻射性電機設備之干擾。

KC: Korea Warning Statement



MSIP-REM-MSQ-P503



CE Marking

This is a Class B product, in a domestic environment, this product may cause radio interference, in which case the user may be required to take adequate measures.



RED

"Hereby, ASUSTeK CCOMPUTER INC. declares that this headset is in compliance with the essential requirements and other relevant provisions of Directive 2014/53/EU."

ASUS Contact information

ASUSTeK COMPUTER INC.

Address	4F, No. 150, Li-Te Rd., Peitou, Taipei 112, Taiwan
Telephone	+886-2-2894-3447
Fax	+886-2-2890-7798
Web site	www.asus.com

Technical Support

Telephone	+86-21-38429911
Fax	+86-21-5866-8722, ext. 9101#
Online support	http://qr.asus.com/techserv

ASUS COMPUTER INTERNATIONAL (America)

Address	48720 Kato Rd., Fremont, CA 94538, USA
Telephone	+1-510-739-3777
Fax	+1-510-608-4555
Web site	http://www.asus.com/us/

Technical Support

Support fax	+1-812-284-0883
Telephone	+1-812-282-2787
Online support	http://qr.asus.com/techserv

ASUS COMPUTER GmbH (Germany and Austria)

Address	Harkort Str. 21-23, D-40880 Ratingen, Germany
Fax	+49-2102-959931
Web site	http://www.asus.com/de
Online contact	http://eu-rma.asus.com/sales

Technical Support

Telephone	+49-2102-5789555
Support Fax	+49-2102-959911
Online support	http://qr.asus.com/techserv

FCC COMPLIANCE INFORMATION

Per FCC Part 2 Section 2.1077



Responsible Party: Asus Computer International
Address: 48720 Kato Rd., Fremont, CA 94538, USA
Phone/Fax No: (510)739-3777/(510)608-4555

hereby declares that the product

Product Name : TUF Gaming H7 Core
Model Number : TUF Gaming H7 Core Yellow/TUF Gaming H7 Core
Blue/TUF Gaming H7 Core Red/TUF Gaming H7 Core
Green

compliance statement:

This device complies with part 15 of the FCC Rules. Operation is subject to the following two conditions: (1) This device may not cause harmful interference, and (2) this device must accept any interference received, including interference that may cause undesired operation.

Ver. 181220





TUF GAMING